

# SUTON

## MACHINERY

### PRICE LIST 2013



SUTON MACHINERY MANUFACTURED BY  
GURNEY REEVE & CO LTD

[www.sweepersuton.co.uk](http://www.sweepersuton.co.uk)

**SWEEPING  
EQUIPMENT**

**HANDLING  
ATTACHMENTS**

**INDUSTRIAL  
VACUUMS**

**LOG SPLITTERS  
& AMENITY RANGE**

**HYDRAULIC  
SERVICES**

# CONTENTS

	PAGE
SUTON BUCKET BRUSH	4
MAXI FILL BUCKET BRUSH	5
ECO SWEEP	6
FARMTRAC / TELESWEEP	7
TURBO CLEAN	8
CONTRACTOR	9
SYCLONE	10
ROADMASTER	11
LOADASWEEP RANGE	12
BROOM-EX	13
MUDMASTER	14
SITESWEEP	15
ESTATE MANAGER	16
AMENITY AND PADDOCK SWEEPER	17
TOWBRUSH	18
ROOT & SHEAR BUCKETS & GRABS	19
WASTE & RE-HANDLING BUCKETS	20
GRAIN BUCKETS	21
MANURE SILAGE FORKS / BUCKRAKES	22
GRAIN PUSHER / BAG LIFTER / TELESKIP	23
POWER GRABS	24-25
SUTON – SPECIAL SERVICES	26-27
BALE HANDLING EQUIPMENT	28-29
INDUSTRIAL FORK MOUNTED ATTACHMENTS	30-31
TIPPING SKIP / WORK PLATFORM	32
YARD SCRAPERS & SNOWPLOWHS	33
EASY SWEEP / HANDY SWEEP	34
GRAIN STORE & INDUSTRIAL VACUUM	35
MEGA VAC / MIGHTY VAC	36
TEAM RIDE-ON	37
LOG SPLITTERS / POWER SAW	38
LOG SPLITTERS	39
STORAGE AND SPILL CONTROL	40
SPARE PARTS & ACCESSORIES	41
HYDRAULIC SERVICES	42

# ABOUT US

**GURNEY REEVE** was established in 1954 and is a wholly owned family company, offering a personal and flexible service to all our customers.

Our **SUTON** brand name derives from our village location in the heart of rural Norfolk.

The founders of the business were Mr J. Gurney, a local farmer and descendant of the famous Norfolk banking family, and Mr G. Reeve, the local blacksmith and engineer.

The business now has the benefit of a modern fully equipped production facility, providing self-sufficiency in all areas of manufacture.

The company specializes in the concept design of sweeping and materials handling attachments and its products are exported to many corners of the world. Prominent areas for our products are agriculture, construction, waste recycling and the leisure industry. In addition, our sweeping equipment has proven to be very successful at many airports throughout the UK and further afield.



## Why buy **SUTON**?

*Here are just some of the reasons...*

- Quality and value for money
- Computer Aided Designs for optimum product performance
- In-house manufacture throughout for efficient production control
- Experienced product support personnel at the end of the phone or at your site
- No quibble warranty service
- 59 years experience



Tel: 01953 603303

[www.sweepersuton.co.uk](http://www.sweepersuton.co.uk) Email: [sales@sweepersuton.co.uk](mailto:sales@sweepersuton.co.uk)

# SUTON BUCKET BRUSH

THE ORIGINAL BUCKET SWEEPER  
YOUR BUCKET – OUR BRUSH  
THE ECONOMICAL WAY TO SWEEP & COLLECT

SWEEPERS



Can be used to sweep and collect a large variety of materials, such as mud, grain, slurry, aggregate, equine waste, etc.

Model	To suit bucket width	Unit Weight	RRP
<b>SBB173</b>	1.75m (5'9") – 1.98m (6'6")	168kg	£1845
<b>SBB193</b>	1.98m (6'6") – 2.21m (7'3")	190kg	£1845
<b>SBB213</b>	2.21m (7'3") – 2.44m (8'0")	210kg	£1845
<b>SBB243</b>	2.38m (7'10") – 2.61m (8'6")	230kg	£1845

Other sizes available.

Also available with re-handling bucket as a **SBB Combo Unit**:

Model	Description	Unit Weight	RRP
<b>SBB/LCS20</b>	1.5m (5') 0.75m <sup>3</sup> bucket c/w brush	500kg	£2895
<b>SBB/LCS35</b>	2m (6'6") 1.0m <sup>3</sup> bucket c/w brush	530kg	£2995
<b>SBB/LCS40</b>	2.3m (7'6") 1.20m <sup>3</sup> bucket c/w brush	625kg	£3100

Other sizes available.

## STANDARD SPECIFICATION

- GALVANISED BODY
- TO FIT ANY SIZE BUCKET
- POLY ULTRA BRUSH – 560mm DIA.
- COMPACT, HIGH PERFORMANCE MOTOR
- QUICK HITCH TO BUCKET
- REVERSIBLE BRUSH ROTATION
- FREE STANDING
- COMBO BUCKET SUPPLIED WITH STANDARD Q/HITCH MOUNTING BRACKETS FOR PRIME MOVER
- ADJUSTABLE TO FIT 'B' DIMENSION 920mm (36") - 1397mm (55") – (LONGER/SHORTER ADJUSTMENT ARMS AVAILABLE)
- HYDRAULIC REQUIREMENT 30-76LPM @ MAX 200BAR

## SUTON BUCKET BRUSH FOR MULTI-PURPOSE BUCKETS

**A dedicated bucket brush for multi-purpose buckets.**

Convert your bucket into a sweeper collector. Hydraulic drive as standard. Quick hook system directly onto existing pallet tine bar. Ideal for quick sweep-up.

Model	Description	RRP
<b>CBB</b>	Up to 2.54m (8'4") bucket width (includes Hydraulic Kit)	£2750

**ORDERING INSTRUCTIONS**

**Suton Bucket Brush**  
Provide ALL dimensions.

**Maxi-Fill Bucket Brush**  
Provide ALL dimensions.



Tel: 01953 603303

# MAXI FILL BUCKET BRUSH

Patent No. 236 9386  
**SWEEPER COLLECTOR YOUR BUCKET – OUR BRUSH**  
**IDEAL FOR SITE & ROADWAY SWEEPING**



## STANDARD SPECIFICATION

- VARIOUS WIDTHS AND FULLY ADJUSTABLE TO SUIT YOUR BUCKET
- ENCLOSED HIGH CAPACITY HYDRAULIC DRIVE
- UNIQUE BUCKET CLOSURE RETAINS MUD/LIQUIDS AND INCREASES CAPACITY
- HEAVY-DUTY CASTOR WHEELS FOR CONTROLLED SWEEP WITH BUCKET CLEAR OF SURFACE
- FLOATING AND ADJUSTABLE BRUSH ROTOR FOR OPTIMUM SWEEP
- QUICK HITCH TO BUCKET
- POLY ULTRA BRUSH – 560mm DIA
- HYDRAULIC REQUIREMENT 60LPM @ MAX 200BAR

Also available with re-handling bucket as a **MFBFB Combo Unit**:

Model	Description	RRP
<b>MFBB/LCS30</b>	2m (6'6") 0.85m <sup>3</sup> bucket c/w brush	£3595
<b>MFBB/LCS40</b>	2.3m (7'6") 1.20m <sup>3</sup> bucket c/w brush	£3695
<b>MFBB/LCS60</b>	2.44m (8') 1.70m <sup>3</sup> bucket c/w brush	£3995

Optional Extras	NET
Kerb Brush (factory fit only) – Maxi Fill only	£500
Gravity Water System	£500
Hydraulic Motor Protection Valve (factory fit only) <i>Required when hydraulic output exceeds 60LPM and/or 200BAR</i>	£POA

## HI FORCE MAXI FILL BUCKET BRUSH

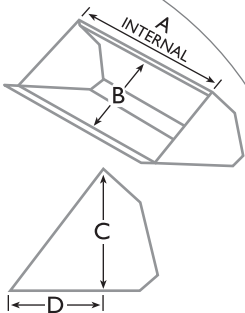
**Designed for loading shovel use.**

Heavy duty build, enclosed unit for minimal dust. Twin hydraulic motors. 2 Pack Paint. Suitable for Waste and Recycling, Quarries, Building Sites etc.



Model	Description	RRP
<b>MFBB/LSC80</b>	2.75m (9') 2.30m <sup>3</sup> bucket c/w brush	£6900

*Other sizes built to order.*





# ECO SWEEP

## GENERAL PURPOSE TRACTOR MOUNTED SWEEPER WITH OPTIONAL COLLECTING HOPPER

SWEEPERS



Sweeper with optional collecting hopper in emptying position



### STANDARD SPECIFICATION

- HYDRAULIC DRIVE C/W HOSES
- GALVANISED BODY
- POLY ULTRA BRUSH – 560mm DIA
- SWEEPS STRAIGHT AHEAD, ANGLES LEFT & RIGHT
- FOR REAR MOUNTING ONLY
- IMPACT RESISTANT CASTOR WHEELS – 200mm DIA
- FRONT DEBRIS CONTAINMENT FLAP
- PARKING LEG
- HYDRAULIC REQUIREMENT 30-60LPM @ MAX 170 BAR
- CAT 1 & 2 LINKAGE

Model	Brush Width	Unit Weight	RRP
ECO185	1.85m (6'1")	200kg	£1995
ECO230	2.3m (7'6")	240kg	£2095

Optional Extras	Unit Weight	NET
Collecting Hopper manual trip	30/40kg	£495 both sizes

### THE ULTRA BRUSH



Convoluted brush construction gives aggressive full cover sweep with optimum collection and longer life



Tel: 01953 603303

# FARMTRAC

## ROBUST PTO REAR MOUNTED SWEEPER A RANGE OF MODELS SUITABLE FOR SMALL TO MEDIUM SIZE TRACTORS



**A PTO drive model designed to complement our ECO Sweeps and Contractor models.**

### STANDARD SPECIFICATION

- PTO DRIVE SUPPLIED C/W PTO SHAFT – MAX INPUT 540RPM
- SWEEPS STRAIGHT AHEAD ANGLES/OFFSETS LEFT & RIGHT
- IMPACT RESISTANT CASTOR WHEELS – 250mm DIA
- FRONT DEBRIS CONTAINMENT FLAP
- POLY ULTRA BRUSH – 560mm DIA
- PARKING LEG
- CAT 1 & 2 LINKAGE

Model	Sweep Width	Unit Weight	RRP
FP152	1.52m (5')	190kg	£2295
FP183	1.83m (6')	245kg	£2395
FP213	2.13m (7')	285kg	£2495

## TELESWEEP

### FORK-MOUNTED ANGLE SWEEPER FOR TELEHANDLERS



**Fork-mounted angle sweeper with free float design. Ideal for general roadwork and large concrete areas.**

### STANDARD SPECIFICATION

- HYDRAULIC DRIVE SUPPLIED C/W HOSES
- 2.3m (7'6") BRUSH WIDTH
- LEFT AND RIGHT ANGLING WITH FREE FLOAT DESIGN
- HYDRAULIC REQUIREMENT 40-60LPM @ MAX 150BAR
- FORK MOUNTED WITH SECURING PINS
- HEAVY-DUTY CASTOR WHEELS – 250mm DIA C/W SCREW JACK BRUSH ADJUSTMENT
- POLY ULTRA BRUSH – 610mm DIA

Model	Sweep Width	Unit Weight	RRP
TS230	2.3m	475kg	£3295



Tel: 01953 603303

www.sweepersuton.co.uk Email: sales@sweepersuton.co.uk

SWEEPERS

# TURBO CLEAN



The Sutton Turbo Clean has been designed to make cleaning and maintenance of cubicles easy by sweeping the front edges of cow cubicles helping to prevent disease and infection in cows. The Turbo Clean is both labour and time saving, doing away with the back breaking work of manually sweeping and cleaning the edges of cubicles with a broom and scraper. The Turbo Clean performs at a consistent level no matter how dirty the cubicle is or what type of bedding is being used.

The Sutton Turbo Clean is available for fitment to Tractors, Compact Loaders, Skidsteers and Telehandlers.



Models to suit Skidsteers, Compact Loaders, Tractors and Telehandlers.

All models are supplied c/w Quick Hitch mounting brackets or Tractor Linkage/A-frame as required. Hydraulic services need to be functional and located close to the mounting frame.

## SPECIFICATION & PRICE GUIDE

Model	Description	RRP
<b>TCB</b>	Base Model – Manual Angling (180°), No lift	£2450
<i>(Require single Hydraulic Service)</i>		
<b>Options</b>		
<b>HL</b>	Hydraulic Lift	£350 nett
<i>(Models with this option require two hydraulic services)</i>		
<b>HA</b>	Hydraulic Angling	£350 nett
<i>(Models with this option require two hydraulic services)</i>		
<i>Note – If Hydraulic Angling &amp; Lift required options require three hydraulic services</i>		
<b>AE</b>	Electronic Control – All functions controlled through an electrically operated hydraulic control valve	£1250 nett
<i>(Models with this option require single hydraulic service and 12/24v supply)</i>		



# CONTRACTOR

## HEAVY-DUTY LINKAGE MOUNTED SWEEPER



Front Mounted

**A very robust and versatile sweeper for those bigger jobs.**

### STANDARD SPECIFICATION

- PTO OR HYDRAULIC DRIVE SUPPLIED COMPLETE WITH PTO SHAFT OR HOSES
- 2.30m (7'6") BRUSH WIDTH (OTHER WIDTHS MADE TO ORDER)
- REVERSIBLE LINKAGE FRAME FOR REAR AND FRONT MOUNTING – CAT 2
- SWEEPS STRAIGHT AHEAD ANGLES/OFFSETS LEFT AND RIGHT
- HEAVY-DUTY POLY ULTRA BRUSH – 610mm DIA
- HEAVY DUTY CASTOR WHEELS – 250mm DIA C/W SCREW JACK BRUSH ADJUSTMENT
- PARKING LEG
- HYDRAULIC REQUIREMENT 40-60LPM @ MAX 200 BAR

**\* For demanding and continuous front mounted sweeping we recommend our 'Roadmaster' models.**

Model	Description	Brush Width	Unit Weight	RRP
CH230	Hydraulic Drive	2.3m (7'6")	470kg	£2995
CP230	PTO Drive	2.3m (7'6")	450kg	£3195
CP300	PTO Drive	3.0m (10')	600kg	£3950

## THE ULTRA BRUSH



*Convoluted brush construction gives aggressive full cover sweep and longer life*



Tel: 01953 603303

www.sweepersuton.co.uk Email: sales@sweepersuton.co.uk

SWEEPERS

# SYCLONE

## REAR-MOUNTED SWEEPER COLLECTOR MID-RANGE & LARGER TRACTORS

SWEEPERS



Emptying position



Optional Kerb Brush

Large capacity heavy-duty hydraulic driven rear linkage sweeper collector. Sweep and collect in one pass!

Ideal for mud, aggregate and general debris.

### STANDARD SPECIFICATION

- HYDRAULIC DRIVE SUPPLIED COMPLETE WITH HOSES
- LARGE VOLUME, FULLY ENCLOSED COLLECTING HOPPER
- HYDRAULIC EMPTYING WITH MAXIMUM DISCHARGE ANGLE & HIGH GROUND CLEARANCE
- IN-BUILT FLOATATION SYSTEM FOR UNDULATING SURFACES
- EXTRA HEAVY-DUTY CASTOR WHEELS – 255mm DIA
- HEAVY-DUTY POLY BRUSH – 686mm DIA
- CAT 2 LINKAGE

Model	Sweep Width	Hopper Capacity	Unit Weight	RRP
HDS7	2.13m (7')	1.0m <sup>3</sup>	830kg	£4995

Optional Extras	NET
Gravity Water System	£600
Pressure Water System	£850
Kerb Brush and linkage extension	£800
Roadway Kit (reflectors, flashing beacon)	£225

*Other sizes available.*



Roadway Kit



Tel: 01953 603303

# ROADMASTER

## HIGH PERFORMANCE FRONT MOUNTED SWEEPER FOR TRACTORS 80HP AND OVER


Specifically designed for demanding applications on construction/quarry sites, airports and other large areas.

### STANDARD SPECIFICATION

- HYDRAULIC DRIVE
- HYDRAULIC ANGLING TO LEFT AND RIGHT
- FRONT MOUNTED
- PARKING STANDS
- HEAVY DUTY FROST RESISTANT POLY BRUSH – 610mm DIA
- HYDRAULIC REQUIREMENT 40-60LPM @ MAX 200BAR



SWEEPERS



Loading Shovel Mounted



Front Linkage Mounted

Plus a minimum of two double acting services and one low pressure return.

Special front mounted sweepers can be manufactured to suit your requirements.

Model	Sweep Width	Unit Weight	RRP
FMAH8	2.44 m (8')	475 kg	£5295
FMAH9	2.75 m (9')	515 kg	£5695

Mounting Alternatives	NET
Bolt-on Tractor Frame with quick-hitch and hydraulic raise and lower. Factory fitted only with tractor.	Extra £2500
Loading Shovel mounted c/w quick-hitch and heavy-duty wheel assembly.	Extra £1500

**Airport Sweepers  
a Speciality**

**SUTON**  
MACHINERY

Tel: 01953 603303

www.sweepersuton.co.uk Email: sales@sweepersuton.co.uk



# LOADASWEEP RANGE

SUITABLE FOR SKIDSTEERS, SMALL PIVOT STEERED MACHINES AND TRACTOR LOADERS

## LOADASWEEP ANGLE BRUSH

A carriage mounted angle sweeper. Ideal for roadways and concrete areas etc.



Optional Floating Frame

### STANDARD SPECIFICATION

- HYDRAULIC DRIVE SUPPLIED C/W HOSES
- SWEEPS STRAIGHT AHEAD, ANGLES LEFT AND RIGHT
- IMPACT RESISTANT CASTOR WHEELS – 200mm DIA
- FITTED WITH STANDARD QUICK FIT BRACKETS TO SUIT YOUR PRIME MOVER
- POLYPROPYLENE ULTRA BRUSH – 560mm DIA
- PARKING LEGS
- MIN REC REC OIL FLOW 40LPM (9GPM)

Model	Brush Width	Unit Weight	RRP
<b>FH152</b>	1.52m	200kg	£2395
<b>FH182</b>	1.82m	250kg	£2495
<b>FH200</b>	2.0m	275kg	£2595
<b>FH213</b>	2.13m	285kg	£2650

Optional Extra	NET
Floating Frame (for undulating surfaces)	£300

## LOADASWEEP COLLECTOR BRUSH

A forward driving, fully enclosed sweeper. Ideal for concrete areas, roadways, poultry/animal sheds, etc.

### STANDARD SPECIFICATION

- HYDRAULIC DRIVE C/W HOSES
- UNIQUE HOPPER CLOSURE. RETAINS MUD/LIQUIDS AND INCREASES CAPACITY
- FLOATING AND ADJUSTABLE BRUSH FOR OPTIMUM SWEEP
- CASTOR WHEELS FOR CONTROLLED SWEEP – 150mm DIA
- PARKING LEGS
- MIN REC OIL FLOW 40LPM (9 GPM)
- POLY ULTRA BRUSH – 560mm DIA



Emptying Position

Model	Sweep Width	Hopper Capacity	Unit Weight	RRP
<b>SK152</b>	1.52m	0.35m <sup>3</sup>	350kg	£3050
<b>SK182</b>	1.82m	0.42m <sup>3</sup>	450kg	£3250
<b>SK200</b>	2.0m	0.45m <sup>3</sup>	510kg	£3350



# BROOM-EX

## FORK-MOUNTED NON-MECHANICAL BROOM



**Quick, easy and economical. Fitted with specially formulated brushes for optimum sweeping performance with minimal dust. Ideal for grain, snow, paper, mud, general debris and artificial surfaces.**

### STANDARD SPECIFICATION

- FORK-MOUNTED WITH SECURING PINS
- 11 BRUSH ROWS – 350mm LONG
- REMOVABLE SIDE PANEL FOR EASY BRUSH REMOVAL
- PARKING STANDS



*Removable Side Panel for quick and easy brush change*



*Quick hitch mount*



*Side Strips for debris containment*

Model	Sweep Width	Unit Weight	RRP
<b>BEX182</b>	1.82m	220kg	£1495
<b>BEX240</b>	2.44m	295kg	£1695
<b>BEX300</b>	3.00m	350kg	£1895

Optional Extras	NET
Quick Hitch Mount System	£275
Side Strips – for debris containment	£150



Tel: 01953 603303

www.sweepersuton.co.uk Email: sales@sweepersuton.co.uk

SWEEPERS

# MUDMASTER

## FORK MOUNTED SWEEPER COLLECTOR

Designed for masted forktrucks. Ideal for general roadworks and large concrete areas.

### STANDARD SPECIFICATION

- HYDRAULIC DRIVE SUPPLIED COMPLETE WITH HOSES
- 200LTR POLYPROPYLENE GRAVITY FEED WATER TANK AND SPRINKLER BAR
- COLLECTING HOPPER RETAINS SEMI-LIQUIDS
- LOW PROFILE FLOATING DESIGN
- SINGLE POINT BRUSH ADJUSTMENT FOR EVEN SETTING
- POLY ULTRA BRUSH – 560mm DIA
- ALL FUNCTIONS CONTROLLED FROM DRIVING POSITION
- HEAVY-DUTY CASTOR WHEELS WITH STONE GUARDS



*Ex Demo & Re-Conditioned Units often available.*

Emptying via forward discharge collector facilitates safe and easy cleaning from the front of the sweeper in accordance with Health and Safety at Work Regulations.

Model	Brush Width	Unit Weight (including kerb brush)	Min Rec Oil Flow	Hopper Capacity	RRP
MM152	1.52m	400kg	27 lpm (6gpm)	0.30m <sup>3</sup>	£4295
MM213	2.13m	500kg	36 lpm (8gpm)	0.45m <sup>3</sup>	£4950

Optional Extras	NET
Pressurised Water System (factory fitted)	£500
Kerb Brush (factory fitted)	£575



**SUTON**  
MACHINERY

Tel: 01953 603303

14 [www.sweepersuton.co.uk](http://www.sweepersuton.co.uk) Email: [sales@sweepersuton.co.uk](mailto:sales@sweepersuton.co.uk)

# SITESWEEP

## HEAVY-DUTY FORK MOUNTED SWEEPER COLLECTOR



*Ex Demo &  
Re-Conditioned  
Units often  
available.*

### STANDARD SPECIFICATION

- HYDRAULIC DRIVE SUPPLIED C/W HOSES
- 2.13m (7') BRUSH WIDTH
- 250ltr POLYPROPYLENE **GRAVITY FEED WATER TANK** AND SPRINKLER BAR
- 600ltr FULLY ENCLOSED COLLECTING HOPPER WITH HYDRAULIC EMPTYING
- SINGLE POINT BRUSH ADJUSTMENT FOR EVEN BRUSH SETTING
- HEAVY-DUTY, IMPACT RESISTANT WHEELS
- FULLY FLOATING BODY FOR OPTIMUM PERFORMANCE ON UNDULATING GROUND SURFACES
- HEAVY-DUTY POLY ULTRA BRUSH – 560mm DIA
- HYDRAULIC REQUIREMENT 36LPM (8GPM)

Model	Sweep Width	Unit Weight	RRP
FSC213	2.13m	800kg	£5795

Optional Extras	NET
Pressure Water System	£600
Kerb Brush	£550



*Emptying position  
over Suton skips*

**SUTON**  
MACHINERY

Tel: 01953 603303

www.sweepersuton.co.uk Email: sales@sweepersuton.co.uk

SWEEPERS



# ESTATE MANAGER

VERSATILE TOWED ENGINE POWERED SWEEPER COLLECTOR.  
IDEAL FOR ATV, LAWN MOWER, COMPACT TRACTOR OR 4x4.

SWEEPERS



**Robust sweeper for the collection of equine waste, loose bedding, leaves, twigs, grass, aerator cores and general litter. Suitable for use on paddocks, lawns, artificial sports surfaces, paths and roadways.**

#### STANDARD SPECIFICATION

- 6.0hp PETROL ENGINE
- 1.0m SWEEPING WIDTH
- HAND OPERATED HYDRAULIC EMPTYING SYSTEM
- SPOT PICKING FACILITY
- EASY BRUSH ADJUSTMENT VIA SCREW JACKS
- ADJUSTABLE SPRING TINE SCARIFIER FOR COMPACTED DEBRIS
- DUST CONTAINMENT COVER
- HOPPER CAPACITY 0.70m<sup>3</sup>

Model	Sweep Width	Unit Weight	RRP
EMI	1.0m	250kg	£3250



**SUTON**  
MACHINERY

Tel: 01953 603303



# AMENITY AND Paddock SWEEPER

## REAR MOUNTED PTO SWEEPER/COLLECTOR TO SUIT COMPACT AND MID RANGE TRACTORS



Paddock Sweeping

The versatile and manoeuvrable sweeper with a huge appetite. Ideal for collecting equine waste, leaves, grass, twigs, aerator cores and general litter. Designed for use on paddocks, lawns, artificial sports surfaces, paths and roadways.

### STANDARD SPECIFICATION

- PTO DRIVE SUPPLIED C/W PTO SHAFT
- 3-POINT LINKAGE MOUNTED
- HYDRAULIC EMPTYING
- FOUR SECTION PADDLE TYPE BRUSH
- EASILY CONTROLLED BRUSH HEIGHT ADJUSTMENT



Hydraulic Emptying



Kerb Brush

Model	Sweep Width	Hopper Capacity	Unit Weight	Tractor Size	RRP
AM4	1.28m (4')	0.60m <sup>3</sup>	147 kg	17-35 hp	£3795
AM5	1.50m (5')	0.75m <sup>3</sup>	170kg	30-75 hp	£3995

Optional Extras	NET
Kerb Brush & Linkage Extension	£550
Adjustable Front Rake	£225
Dust Cover	£150

*Ex Demo & Re-Conditioned Units often available.*

*Purpose designed brush system sweeps cleanly, generating massive 'blow' to pack debris into the collecting hopper.*

SWEEPERS



Tel: 01953 603303

www.sweepersuton.co.uk Email: sales@sweepersuton.co.uk

# TOWBRUSH

## TOWABLE SWEEPER WITH WHEEL DRIVE.

A rugged sweeper designed for towing with any vehicle. Brush set at fixed angle.

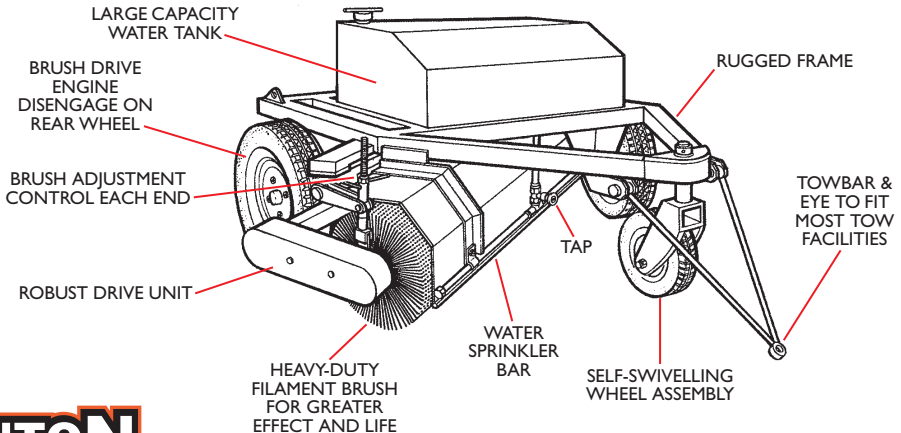


### STANDARD SPECIFICATION

- 2.74m SWEEPING WIDTH
- SOLID BOX SECTION FRAME
- 410 LITRE GRAVITY FEED WATER SYSTEM
- GEARS: HEAVY-DUTY BEVEL
- TRANSMISSION: WHEEL DRIVE
- BRUSH DRIVE: FULLY ADJUSTABLE CHAIN SPROCKET DRIVE
- WEIGHT 580 kg
- BRUSH TYPE POLYPROPYLENE OR POLYPROPYLENE/STEEL MIX

Model	Sweep Width	RRP
DWTB8	2.74m	£POA

*Ex Demo & Re-Conditioned Units often available.*



**SUTON**  
MACHINERY

Tel: 01953 603303

# ROOT CROP BUCKETS



Designed for Loaders and Telehandlers up to 3 tonne capacity. Handles most root crops – sugar beet, fodder beet etc.

Can either be supplied c/w fingers as shown or c/w weld-on edge. Fingers will be supplied unless specified on order.

Model	Width	Height	Depth	Weight	Capacity	RRP
ELCR50	2.13m	0.91m	0.91m	450kg	1.50m <sup>3</sup>	£1695
ELCR55	2.30m	0.91m	0.91m	500kg	1.60m <sup>3</sup>	£1795
ELCR70	2.30m	1.30m	1.22m	650kg	2.00m <sup>3</sup>	£1895
ELCR80	2.44m	1.30m	1.22m	750kg	2.27m <sup>3</sup>	£2095
ELCR108	2.60m	1.30m	1.45m	900kg	3.00m <sup>3</sup>	£2695

## SHEAR GRABS & BUCKETS

### SHEAR GRAB

Strong and robust designed to leave cleanly sheared, sealed and tidy silage face to prevent spoilage and wastage. Grabs feature a fully enclosed cutting frame as standard.



Model	Width	Depth	Height	Capacity	Weight	Tines	RRP
SG190	1.90m	0.80m	0.80m	1.22m <sup>3</sup>	748kg	16	£4375

No Brackets supplied. Bolt-on/Weld-on available POA.

### SHEAR BUCKET

A strong and versatile bucket. It will neatly cut silage blocks leaving a sealed face yet still can be used as a re-handling bucket for loose feedstuffs.



Model	Width	Depth	Height	Capacity	Weight	RRP
SB168	1.68m	0.80m	0.80m	1.08m <sup>3</sup>	670kg	£5025
SB200	2.00m	0.80m	0.80m	1.28m <sup>3</sup>	760kg	£5495
SB250	2.50m	0.80m	0.80m	1.60m <sup>3</sup>	985kg	£8650

No Brackets supplied. Bolt-on/Weld-on available POA.

# WASTE & RE-HANDLING BUCKETS

## HEAVY-DUTY WASTE CONSTRUCTION BUCKET

Designed for bulk waste, earth and construction material handling.

Heavy-duty Domex construction, supplied with full corner gussets, hardened wear pads and leading edge.

Supplied with Bolt-on Edge as standard.



Model	Width	Height	Depth	Weight	Capacity	RRP
HDEB32	1.80m	0.98m	0.89m	400kg	0.90m <sup>3</sup>	£1595
HDEB35	2.00m	0.98m	0.89m	450kg	1.00m <sup>3</sup>	£1625
HDEB40	2.30m	0.80m	1.10m	500kg	1.20m <sup>3</sup>	£1695
HDEB50	2.30m	0.92m	1.10m	550kg	1.50m <sup>3</sup>	£1895
HDEB55	2.44m	0.92m	1.10m	600kg	1.55m <sup>3</sup>	£1950

Optional Extras	NET
Bolt-on Cutting Edge (double bevel)	£POA
Digging Teeth	£15 ea

Other sizes available upon request.

WASTE & RE-HANDLING BUCKETS



## RE-HANDLING BUCKET

Designed for general light to medium work.

Supplied with hardened base wear pads and wear blades.

Supplied clw Quick Hitch Mounting Brackets.

Suitable for Front End Loaders and Telehandlers up to 5.5 tonne capacity.

Model	Width	Height	Depth	Weight	Capacity	RRP
LCS20	1.50m	0.89m	0.89m	260kg	0.75m <sup>3</sup>	£1125
LCS32	1.80m	0.89m	0.89m	300kg	0.90m <sup>3</sup>	£1225
LCS35	2.00m	0.89m	0.89m	360kg	1.00m <sup>3</sup>	£1295
LCS40	2.30m	0.80m	1.10m	425kg	1.20m <sup>3</sup>	£1325
LCS50	2.30m	0.92m	1.10m	490kg	1.50m <sup>3</sup>	£1425
LCS55	2.44m	0.92m	1.10m	520kg	1.55m <sup>3</sup>	£1475

## The SUTON difference...



Corner Strengthening



Heavy-duty Wear Pads



Strong Weld-on Brackets

Suton buckets are tailor-made to suit your prime mover ensuring tip outroll back angles are maximised.



Tel: 01953 603303

20 www.sweepersuton.co.uk Email: sales@sweepersuton.co.uk



# GRAIN BUCKETS

## GRAIN AND RE-HANDLING BUCKETS

Designed and sized for Grain and Bulk material handling. Supplied with hardened wear pads, cutting edge and corner strengthening.

Suitable for Loaders and Telehandlers up to 4.0 tonne capacity.

Supplied *clw* Quick Hitch Mounting Brackets.



Model	Width	Height	Depth	Weight	Capacity	RRP
ELCS60	2.30m	1.05m	1.20m	600kg	1.70m <sup>3</sup>	£1495
ELCS70	2.30m	1.05m	1.30m	625kg	2.00m <sup>3</sup>	£1595
ELCS80	2.44m	1.15m	1.35m	720kg	2.27m <sup>3</sup>	£1695
ELCS90	2.44m	1.35m	1.50m	760kg	2.55m <sup>3</sup>	£1895



## LARGE CAPACITY GRAIN BUCKETS

Designed for Loaders and Telehandlers with a lift capacity over 3.5 tonne.

Supplied with hardened wear pads, cutting edge and corner strengthening.

Supplied *clw* Quick Hitch Mounting Brackets.



Plastic Edge

Model	Width	Height	Depth	Weight	Capacity	RRP
ELCS100	2.44m	1.37m	1.52m	780kg	2.83m <sup>3</sup>	£2095
ELCS115	2.44m	1.30m	1.80m	890kg	3.30m <sup>3</sup>	£2495
ELCS120	2.60m	1.30m	1.80m	905kg	3.50m <sup>3</sup>	£2595
ELCS130	2.75m	1.30m	1.80m	1000kg	3.70m <sup>3</sup>	£2650
ELCS162	2.60m	1.51m	1.70m	981kg	4.30m <sup>3</sup>	£2750

Larger capacities available upon request.

Optional Extras for most buckets	NET
Bolt-on Cutting Edge Single Bevel	£POA
Bolt-on Cutting Edge Double Bevel	£POA
Grain Sampler	£POA
Plastic Blade	£POA



Tel: 01953 603303

www.sweepersuton.co.uk Email: sales@sweepersuton.co.uk

# MANURE SILAGE FORKS

Open back design with centre filled in to protect prime mover.

Forged type tines supplied as standard.

Supplied c/w Quick Hitch mounting Brackets.



Up to 2.5 Tonne capacity.

Model	Width	Height	Depth	Tines	Weight	RRP
HDF184	1.84m	1.00m	0.81m	8	375kg	£1395
HDF208	2.08m	1.00m	0.81m	8	400kg	£1495

Up to 3.5 Tonne capacity.

Model	Width	Height	Depth	Tines	Weight	RRP
EHDF233	2.33m	1.21m	0.98m	10	450kg	£1590
EHDF257	2.57m	1.21m	0.98m	11	490kg	£1650

Optional Extras	NET
Hardox Tines	£POA
Side Tines (pair)	£160
Spill Guard	£125

Other sizes available upon request.

MANURE FORKS & BUCKRAKES

## BUCKRAKES

### STANDARD BUCKRAKE

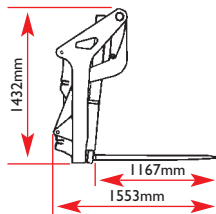
To suit 3-point linkage (Cat 2/3).

Supplied with 1400mm Forged spoon type tines.

Fitted as standard with two side tines either side.



Model	Width	Capacity	Tines	Weight	RRP
EHBR11	2.44m	3.4m <sup>3</sup>	15	980kg	£5300
EHBR12	2.74m	3.8m <sup>3</sup>	16	1050kg	£5345
EHBR13	3.05m	4.3m <sup>3</sup>	18	1075kg	£5475



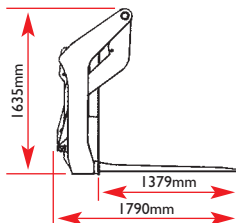
### HEAVY-DUTY BUCKRAKE

To suit 3-point linkage (Cat 2/3) for Tractors 150hp and above.

Supplied c/w Hardox tines and wear pads.

Fitted as standard with two side tines either side.

Model	Width	Capacity	Tines	Weight	RRP
EHDBR11-H	2.44m	4.5m <sup>3</sup>	10	1200kg	£5950
EHDBR12-H	2.74m	5.0m <sup>3</sup>	11	1270kg	£6100
EHDBR13-H	3.05m	5.4m <sup>3</sup>	12	1340kg	£6400



Optional Extras	NET
Bolt-on or Weld-on Quick Hitch Brackets (Teleshifter/Loader)	£POA
High Flow Divider	£POA

**SUTON**  
MACHINERY

# GRAIN PUSHER

A heavy-duty round tubular construction (no flat surfaces for grain to lay on).

Supplied c/w 2.3m x 1.0m front blade.

Supplied c/w Quick Hitch mounting brackets.



Model	Length	RRP
GP300	3.0m	£1695
GP400	4.0m	£1795
GP500	5.0m	£1995
GP600	6.0m	£2250
GP700	7.0m	£2450

Optional Extra	NET
Rubber Wear Edge	£125

## BAG LIFTER

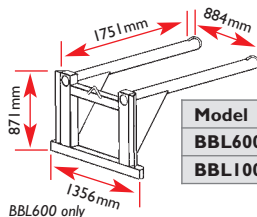


A heavy-duty lifting attachment for large bags.

Round tubular arms to prevent damage to bags. Domed tube ends caps for easy lead in.

Supplied c/w Quick Hitch Mounting Brackets.

Models also available for potato bags – (wider arms setting).



BBL600 only

Model	Capacity	RRP
BBL600	4 x 600kg Bags	£1325
BBL1000	4 x 1000kg Bags	£1495



## TELESKIP

A carriage mounted skip ideal for waste handling around factory or site. Allows the carriage forward movement to discharge debris.

Supplied c/w Quick Hitch Mounting Brackets.

Model	Capacity	Weight	RRP
TSK17	1.70m <sup>3</sup>	250kg	£1600

**SUTON**  
MACHINERY

Tel: 01953 603303

www.sweepersuton.co.uk Email: sales@sweepersuton.co.uk

MATERIAL HANDLING  
ATTACHMENTS

# POWER GRABS

## LOG GRAB

A strong log grab attachment with hydraulic top claw suitable for Tractor Loaders & Telehandlers.

Model	Weight	RRP
LG-1	225kg	£1695



## MANURE SILAGE POWER GRAB

Penetrates compacted manure and silage. Supplied as standard in open back style with central section filled to provide protection for the headstock of your Prime mover.

Fully bushed top mounted hydraulic rams. All fork tines will be forged type unless requested otherwise.

Supplied c/w Quick Hitch mounting brackets.

**AG SERIES** – To suit Skidsteers, Loaders and Telehandlers up to 2.0 tonne capacity.

Model	Width	Height	Depth	Tines	Capacity	Weight	RRP
AG120	1.20m	0.90m	0.68m	6	0.50m <sup>3</sup>	260kg	£1850
AG137	1.37m	1.00m	0.68m	6	0.70m <sup>3</sup>	300kg	£1950
AG150	1.50m	1.00m	0.81m	8	0.80m <sup>3</sup>	340kg	£2050
AG182	1.82m	1.00m	0.81m	9	0.90m <sup>3</sup>	380kg	£2150



MATERIAL HANDLING ATTACHMENTS

The  
**SUTON**  
difference...



Key Location for secure tine alignment



Quick Hitch Brackets in line with Ram Pivot Points



Heavy-duty Cylinders

**SUTON**  
MACHINERY

Tel: 01953 603303



# POWER GRABS

## EHD SERIES – To suit Loaders and Telehandlers over 2.0 tonne capacity.

Model	Width	Height	Depth	Tines	Capacity	Weight	RRP
EHDG184	1.84m	1.00m	0.98m	9	1.00m <sup>3</sup>	520kg	£2695
EHDG208	2.08m	1.21m	0.98m	9	1.60m <sup>3</sup>	590kg	£2850
EHDG233	2.33m	1.21m	0.98m	10	1.70m <sup>3</sup>	650kg	£2950
EHDG257	2.57m	1.21m	0.98m	11	1.80m <sup>3</sup>	750kg	£3100



Optional Extras	NET
Genuine Hardox Tines	£POA
Side Tines (pair)	£100
Relief Valve for high output prime movers	£POA

**HARDOX**  
WEAR PLATE

**SUTON**  
MACHINERY

Tel: 01953 603303

www.sweepersuton.co.uk Email: sales@sweepersuton.co.uk

MATERIAL HANDLING  
ATTACHMENTS

## SUTON SPECIAL SERVICES

Suton offer a unique service, custom building products to suit customer's individual needs and requirements.

Suton Special Service is available on a wide range of products from small buckets, through grain pushers to the largest of loading shovel equipment.

Where maximising your prime movers potential is critical, Suton can help. We can design and manufacture attachments enabling you to lift the maximum weight of product by using superior steels Domex, Hardox, Weldox to keep unladen weight to minimum. Using our CAD system we can create a product that will you to get the maximum efficiency out of your prime mover while still being safe!

### Keysley Store Ltd

Mr Colin Godwin of Keysley Store Ltd took advantage of the Suton Special Service to design and create a 9.5m Grain Pusher and 5.24m Grain Bucket for his new JCB 550-80 Loadall.

Suton designed and built a 5.24m Grain Bucket that can carry up to 4200kg of wheat while ensuring the bucket was built strong enough but light enough with the correct geometry ensuring the JCB was kept within safety parameters.

Suton also designed and built a 9.5m Grain Pusher with a 3m Blade to enable Mr Godwin to push product up into stores. Again the pusher had to be built strong enough but light enough ensuring Mr Godwin could operate safely around his site.



Mr Colin Godwin had this to say "When investing in a new 5T Telehandler it was important for our operation that we use it to its full potential. I contacted Suton with some initial ideas and thoughts about what we were trying to achieve, Suton took it all on board and started work on the CAD system and provided me with a drawing showing some idea of what the bucket would look like. Being such a large capacity bucket keeping the unladen weight to a minimum was critical, Suton explained the benefits of using Domex steel, keeping the strength while allowing us to save weight. From there a quote was done and I had placed my order. Suton provided me with drawings of the finished product before manufacture then kept me informed of progress throughout the build. I am extremely pleased with the end result and our operation has benefited by having the correct bucket built. I wouldn't hesitate recommending Suton to anyone looking for the optimum bucket to suit their Prime Mover"

Suton and Keysley Store Ltd are working on new projects for the 2013 Harvest.

## High Tip Buckets

Suton specialise in building High Tip Buckets to suit anything from small loaders to the largest loading shovels.

Each Suton High Tip is designed and built to each individual customers needs focusing on the material being moved ensuring maximum efficiency from your Prime Mover!

Every Suton High Tip Bucket is built using superior high tensile steels. All pivot points are greasable with main pivots benefiting from hardened steel pins and spring bushes ensuring maximum longevity minimising maintenance.

Suton install heavy duty end cushioning rams with self-aligning eye bearings in every bucket, matching this with heavy duty rubber buffers on ram closure.

Suton High Tip buckets can be built as Open (clean) floor bucket type with end tip design. Ensuring no product can be caught in the bucket and clean emptying every time. See below.



Suton High Tip Buckets can also be built as Root Crop Style perfect for Sugar Beet. See below.



**CONTACT SUTON TODAY TO DISCUSS YOUR  
SPECIAL PRODUCT REQUIREMENTS!**

# BALE HANDLING EQUIPMENT

A specialist range of bale handling equipment.  
All supplied c/w Quick Hitch mounting brackets.

## SINGLE ROUND BALE SPIKE

Handles single bale up to 1.8m wide.

Model	Width	Height	Depth	Weight	RRP
RBS1	1.0m	0.60m	1.10m	100kg	£490



## TWIN ROUND BALE SPIKE

Ideal for two round bales 1.8m wide.

Model	Width	Height	Depth	Weight	RRP
RBS2	2.0m	0.60m	1.11m	103kg	£725

## TWIN SQUARE BALE SPIKE

Model	Width	Height	Depth	Weight	RRP
TBC	2.0m	0.60m	1.11m	103kg	£950
TBC-HB	2.0m	1.50m	1.11m	190kg	£1050



## WRAPPED BALE HANDLER

Hydraulically operated universal design.  
Handles round wrapped silage bales.  
Eliminates damage to bale wrap. Two rollers mounted on to forged tines.  
Rollers can be removed for use as a twin bale spike.

Model	Width	Height	Weight	RRP
WBH1	1.60m	1.00m	200kg	£1245



# BALE HANDLING EQUIPMENT



## FLAT BALE GRAB

Heavy-duty box section, heavy-duty claw tines.

Model	Width	Length	Height	Claws	Weight	RRP
FGB8	1.80m	2.00m	1.00m	16	500kg	£2150
FGB10	2.30m	2.50m	1.00m	25	600kg	£2450

**IMPORTANT NOTE:**  
Please confirm bale size  
when ordering.

Special model for quadrant bales:

Model	Width	Length	Claws	Weight	RRP
QBG2	2.00m	2.20m	16	550kg	£2395


We are able to tailor build our Bale grabs to suit your bale size – ask for details.



## BIG BALE GRAB

A heavy duty grab designed to pick up 3 Heston and large bales from stack to load trailers – dramatically reduced loading times!

Model	Width	Description	RRP
BBG3	1.93m	3.30m Opening Grab c/w 4 bottom tines	£3250



## BIG BALE GRABBER

Designed for round bales, allows bales to be stacked on either end or side.

Large 75mm dia. clamping arms, ensure positive grip and better bale protection. Ideal for use with Loader or Telehandler. Supplied c/w standard quick-release mounting brackets.

Model	RRP
BBG1	£1595



## SQUARE BALE HANDLER

Designed specifically for square bales, however can be used also for traditional round bales. Suitable for Telehandler or front-end loader. Unique double hinged mechanism ensures maximum grip when bale stacking. Supplied with standard quick hitch mounting brackets.

Model	RRP
SBH	£1495

# INDUSTRIAL FORK MOUNTED ATTACHMENTS

A range of specialist attachments to extend the use of your fork truck.  
We can also design and manufacture attachments to suit your requirements.

## PALLET FORK CARRIAGES

Supplied c/w mounting brackets, NOT forks.

Model		Width	Capacity	RRP
PFC1 I	Class ITA II	1158mm	2.5T	£690
PFC1 II	Class ITA III	1158mm	3.4T	£790



## PALLET FORK CARRIER

Suitable for JCB Telehandlers.

Model		Width		RRP
PFC35	3.5T	50mm	BAR	£800
PFC40	4.0T	57mm	BAR	£850

Optional Extra	NET
Pallet Fork Tines	£200

## PALLET FORK EXTENSIONS

A simple and economical method for safer handling of oversize loads. Supplied c/w fork securing pins. Fully formed and profiled toe section for extra strength.

Model	Fork Size	Length	RRP
FE1820A	100 x 50	1820mm	£395
FE2450A	100 x 50	2430mm	£450

Model	Fork Size	Length	RRP
FE1820	125 x 50	1820mm	£425
FE2450	125 x 50	2430mm	£475



MATERIAL HANDLING ATTACHMENTS

## SCRAPEMATE

A general purpose attachment suitable for a variety of scraping applications.

Ideal for quick cleaning of warehouse floors car parks and yards. Angled wings ensure easy containment of spoil. Supplied with detachable reversible wear strip for longer life.

Model	Working Width	RRP
SMI680	1680mm	£950



## SKIPMATE

A range of automatic bottom emptying skips. Ideal for disposal of light/medium weight waste. Fitted as standard with 125mm nylon castors. Internally reinforced sides & lap welded corner for extra strength.

Model	Specification (L/W/H)	Capacity	RRP
BES-1	850 x 1050 x 900	0.80m <sup>3</sup>	£995
BES-2	1050 x 1200 x 900	1.20m <sup>3</sup>	£1050
BWS-3	1050 x 1500 x 900	1.45m <sup>3</sup>	£1100



**SUTON**  
MACHINERY

Tel: 01953 603303


# INDUSTRIAL FORK MOUNTED ATTACHMENTS

## JIBMATE EXTENDABLE

Fork mounted extending jibs are specially designed to convert a fork truck into a long reach mobile crane, allowing considerable flexibility to reach and transport particularly long and awkward loads.



Model	Capacity (kg) @ centre shown (mm)									Max Fork Size	RRP
	1000	1250	1500	1750	2000	2250	2500	2750	3000		
EJ1	1000	900	800	700	600	500	400	300	200	150 x 50	£1075
EJ1.5	1500	1250	1100	1000	800	700	600	500	400	150 x 50	£1095
EJ2	2000	1500	1350	1200	1000	800	700	600	400	150 x 50	£1125
EJ3	3000	2000	1750	1500	1250	1000	900	800	700	150 x 50	£1195
EJ4	4000	3000	2750	2400	2000	1500	1250	1000	850	150 x 50	£1250



## SCOOPMATE

A range of multi-purpose scoops to streamline the handling of any loose or granular material presenting a sound alternative to a loading shovel.

Model	Capacity m <sup>3</sup>	Capacity kg	Max Fork Size	Width	Length	Height	RRP
MPS03	0.3	300	150 x 50	1000	470	745	£1225
MPS07	0.7	600	150 x 50	1000	725	1145	£1275

## CRANEMATE ADJUSTABLE

Adjustable fork mounted hooks provide an economic and safe method of converting a forklift truck into a mini mobile crane whilst being able to be positioned along the fork blade to suit your particular requirements.

Model	Capacity (kg) @ 600mm Load Centres	Max Fork Size (mm)	RRP
CM1	1000	125 x 50	£495
CM2	2000	125 x 50	£510
CM3	3000	150 x 60	£575
CM4	4000	150 x 60	£595
CM5	5000	150 x 60	£625



Optional Extra	NET
Fixed (Fork Securing Pins)	£60



## MECHANICAL SCISSOR GRAB

Designed to lift move and release numerous types of blocks, bricks, flags, kerb packs etc. fully mechanical operated via forklift without driver leaving cab.

External handles for easy positioning, adjustable internal pack height, segmented interchangeable rubber pads

Model	Span mm	Internal Height	Overall Height	Overall Width	Pad Length	Capacity	RRP
ISG-1	600-1130	400-925	1430	1500	1200	1800	£1695

Optional Extra	NET
Fork Mounted Locating Yoke	£325

**SUTON**  
MACHINERY

MATERIAL HANDLING ATTACHMENTS

Tel: 01953 603303

www.sweepersuton.co.uk Email: sales@sweepersuton.co.uk

# TIPPING SKIP



Mesh Cover & Castor Wheels

**Ideal for collecting rubbish around site, yard, factory or warehouse.**

## STANDARD SPECIFICATION

- 3mm GAUGE STEEL BODY AND HEAVY DUTY BOX SECTION FRAME. DESIGNED FOR SITE CONDITIONS
- ROLLS FORWARD AND RESETS WHEN EMPTIED
- TWO-WAY ENTRY
- STRONG LEVER TRIP MECHANISM WITH SAFETY LOCKING DEVICE FOR SAFE TRANSPORTATION
- STACKABLE DESIGN FOR ECONOMICAL TRANSPORTATION AND EASY STORAGE
- STANDARD PAINT FINISH ORANGE

Model	Capacity	Length	Width	Height	Weight	RRP
<b>TS40</b>	1.25m <sup>3</sup>	1.67m	1.33m	1.10m	240kg	£650

Optional Extras	NET
Castor Wheels (2 fixed, 2 swivel)	£125
Mesh Cover (removable)	POA
UPVC Waterproof Cover (removable)	POA
Safety Chain (for securing skip to prime mover)	£25

## WORK PLATFORM

**A robust tine mounted work platform for safe overhead working.**

### STANDARD SPECIFICATION

- FORK MOUNTED C/W FORK TINE SECURING PINS
- LIFT BAR GATE
- NON-SLIP FLOOR
- REMOVABLE TOP SECTION
- BUILT TO HSE REGULATION (PM28)
- BOLT-ON HIGH BACK
- HARNESS POINTS & SAFETY HANDLES
- STANDARD PAINT FINISH ORANGE



Quick-hitch Mounted

Model	Size	Weight	RRP	Optional Extras	NET
<b>PC150</b>	0.94 x 1.50m	190kg	£995	Quick Hitch Mounted	£275
<b>PC180</b>	0.94 x 1.80m	240kg	£1295	Lanyard & Harness	£85



Tel: 01953 603303



# YARD SCRAPERS & SNOWPLOUGHS

## TELESCRAPE

Designed for use with  
Telehandlers, Tractor Loaders  
and Skidsteers (YS200 only).

### STANDARD SPECIFICATION

- FULLY FLOATING DESIGN
- REVERSIBLE BLADE – RUBBER EDGE
- ADJUSTABLE WINGS – POSITIONS
- SUPPLIED Q/HITCH BRACKETS



Model	Width	Blade	Weight	RRP
YS200	1.8m - 2.7m	50mm	425kg	£2050
YS250	2.2m - 3.1m	50mm	500kg	£2150

## TRACTOR MOUNTED YARD SCRAPER

Simple and strong, 2.1m fixed width scraper.  
Ideal for tractors up to 95 hp.

25mm x 500mm high flex enforced rubber. Easy to operate (pull cord) cantilever release to alter setting.

Model	Width	Finish	RRP
YSP	2.1m	Painted	£715
YSG	2.1m	Galvanised	£815



Heavy-duty Rubber Yard Scraper

## SNOWBLADE

Designed for use with  
Tractor Loaders and  
Telehandlers.

Multi-use attachment suitable for snow clearing, grading and light/medium dozer work. Complete with castor wheels, left/right angling and rubber edge as standard.

Supplied c/w Q/Hitch mounting brackets or 3 point Linkage Frame.



Model	Width	Height	Angling	RRP
SNB250H	2.50m	610mm	Hydraulic	£2500

YARD SCRAPERS /  
SNOWPLOUGHS

**SUTON**  
MACHINERY

Tel: 01953 603303

www.sweepersuton.co.uk Email: sales@sweepersuton.co.uk

# EASY SWEEP



**A basic simple to use 750 mm wide walk behind sweeper.**

#### STANDARD SPECIFICATION

- 750mm SWEEPING WIDTH
- 5.0hp PETROL ENGINE – RECOIL START
- FORWARD & REVERSE DRIVE
- 350mm BRUSH DIAMETER
- LEFT/RIGHT ANGLING & STRAIGHT AHEAD SWEEPING
- WEIGHT 75 kg



Model	Sweep Width	RRP
ES750	750mm	£1250

Optional Extras	NET
Collecting Box	£90
Snow Blade	£90

# HANDY SWEEP

**A simple to use 1000 mm wide walk behind sweeper.**

#### STANDARD SPECIFICATION

- 1000mm SWEEPING WIDTH
- 6.5hp PETROL ENGINE – RECOIL START
- 350mm BRUSH DIAMETER
- LEFT/RIGHT ANGLING & STRAIGHT AHEAD SWEEPING
- 4 FORWARD SPEEDS
- 2-5km/h WORKING SPEED
- 4800m<sup>2</sup>/h SWEEPING CAPACITY

Model	Sweep Width	RRP
HS100	1000mm	£1850

Optional Extra	NET
Collecting Box	£125



*Ex Demo & Re-Conditioned Units often available.*

WALK BEHIND SWEEPERS & VACUUMS

# GRAIN STORE & INDUSTRIAL VACUUM



**A heavy-duty dry vacuum cleaner, available with twin or triple electric motor systems.**

Ideal for **grain stores**, factories, warehouses and similar applications. The Vacuum can also be used as a powerful blower for easy cleaning of machinery and parts.



Emptying

## STANDARD SPECIFICATION

- 2.5m x 2½" FLEXIBLE HOSE C/W TOOL KIT
- WEIGHT: APPROX 30kg
- MOTOR TYPE: TWO-STAGE DIRECT AIRFLOW, 50hz AC/DC, 220/240v
- POWER: TWIN MOTOR 2200w C/W THERMAL CUT OUT
- AIRFLOW: TWIN MOTOR 108 L/Sec (222 CFM), TRIPLE MOTOR 162 L/Sec (333 CFM)
- VACUUM: 2080mm H2O
- CABLE: 8m x 2.5mm 3 CORE WITH 13amp PLUG
- SWITCH: 16amp SINGLE POLE ROCKER
- TROLLEY TO ASSIST MOVING & EMPTYING



Factory Floors



Tool Kit

Model	Capacity	RRP
<b>SV90</b>	90 litre	£1200
<b>SV200</b>	200 litre	£1300

Smaller sizes available POA.

Optional Extras	NET
3rd Electric Motor (for intensive cleaning) – not SV55	£150
Floor Cleaning Head 600mm	£160
Extra 2.5" x 2.5m Hose and Joiners	£25 per 2.5m length
Special One Piece Hoses (supplied as required)	£POA

WALK BEHIND SWEEPERS & VACUUMS

**SUTON**  
MACHINERY

Tel: 01953 603303

www.sweepersuton.co.uk Email: sales@sweepersuton.co.uk



# MEGA VAC

A powerful walk behind vacuum Sweeper Collector. Ideal for dust, leaves, twigs, paper, grass and general debris. Supplied as standard with front side brush, which can easily be locked into an out of work position when not required. The unit can easily be fitted with an optional wander hose for cleaning out difficult to reach areas. Can be used on grass and also tarmac surfaces.



#### STANDARD SPECIFICATION

- 6.5hp PETROL ENGINE (HONDA)
- SIDE BRUSH
- 70 x 10cm VACUUM HEAD
- 280Ltr COLLECTION BAG
- WEIGHT 70kg

Model	Description	RRP
<b>MV700</b>	700mm Vacuum Head	£2295

Optional Extras	NET
100mm Dia PVC Wander Hose x 4m long	£195
Blower Kit	£195

# MIGHTY VAC

## AN ADAPTABLE VACUUM FOR MOUNTING TO TRAILER OR TRUCK

A powerful vacuum for handling bulky debris such as leaves. Mounted on to an adaptable box section frame for easy fitment to either a trailer or truck.

A 5m flexible hard wearing polyurethane hose fitted with lightweight durable collecting nozzle and mounting chain supplied as standard.

An optional blower kit is available making light work of tidying leaves and debris into easily manageable heaps.

Ideal for autumn leaf fall, spot litter collecting and for picking up empty plastic bottles and drink cans. Applications include large leaf collecting areas, parks, roadsides, sports fields, fence-lines and car parks. The MIGHTY Vac has the ability to compact material to about 50% of original state. Can be supplied with trailer – ask for details.



Model	Engine	Hose	Air Capacity	Weight	RRP
<b>AS8</b>	9.0hp - 2.262kw B&S	5m long x 180mm dia	160m <sup>3</sup> /min	97kg	£2395

Optional Extra	NET
Blower Kit	£295



Tel: 01953 603303



# TEAM RIDE-ON

## TCI 100 BATTERY POWERED RIDE-ON VACUUM SWEEPER

An easy to use, robust and versatile, battery powered sweeper. Ideal for both indoor and outdoor cleaning applications.



The TCI 100 is ideal for warehouses, factories, distribution centres, retail outlets, car parks, leisure complexes and anywhere where economical, reliable dust-free sweeping is required.

### STANDARD SPECIFICATION

- 1100mm SWEEPING WIDTH
- TWIN SIDE BRUSHES COMPLETE WITH PROTECTIVE GUARDS
- HAND OPERATED ELECTRONIC ACCELERATOR
- ELECTRIC FILTER SHAKER & REMOVABLE WASHABLE PANEL FILTER
- VACUUM ISOLATOR – ALLOWING SWEEPING IN WET CONDITIONS
- MECHANICAL DUST FLAP – FOR BULKY DEBRIS
- PEDAL BRAKE & SEPARATE HANDBRAKE
- ELECTRONIC BATTERY LEVEL DISPLAY
- REVERSING BLEEPER
- SAFETY HORN
- FLASHING BEACON
- FRONT HEADLIGHT
- FRONT PROTECTION BUMPER
- SIMPLE MAIN BROOM & SIDE BRUSH HEIGHT CONTROL
- 2 X 12v BATTERIES & AUTO STOP CHARGER

### TECHNICAL SPECIFICATION

- SWEEP WIDTH 1100mm
- SWEEP CAPACITY 5000m<sup>3</sup>/h
- CLIMBING CAPACITY 12%
- HOPPER CAPACITY 60Ltr
- WORKING AUTONOMY 3-4 HOURS
- MAX SPEED 5.2km/h
- FILTRATION 2.5m<sup>3</sup>
- WEIGHT:  
STANDARD MODEL 160kg  
ASSISTED EMPTYING MODEL 210kg

Model	RRP	Optional Extras	NET
TCI 100	£4950	Petrol Engine – Honda 5.5hp	£250

*Ex Demo & Re-Conditioned Units often available.*

**SUTON**  
MACHINERY

Tel: 01953 603303

www.sweepersuton.co.uk Email: sales@sweepersuton.co.uk

RIDE-ON SWEEPERS

# LOG SPLITTERS / POWER SAW



## 6 TONNE ELECTRIC SPLITTER - Horizontal

Ideal for domestic/semi-professional applications. Two hand operation for safety.

Supplied with support stand.

Model	Capacity	Cutting Length	Motor	RRP
LS6-H	6T	52cm	2200w	£395



## ELECTRIC POWER SAW

Handy electric saw with built-in cutting adjustment.

### STANDARD SPECIFICATION

- MOTOR 2200w
- CUTTING DIAMETER 125mm
- BLADE 400mm
- WEIGHT 51kg



Model	Description	RRP
PS125	Power Saw	£325

## 6 TONNE ELECTRIC LOG SPLITTER - Vertical

Ideal for semi-professional applications. Two hand operation for safety.

Supplied on wheels for easy movement. Adjustable table.

Model	Capacity	Cutting Length	Motor	RRP
LS6-V	6T	105cm	2200w	£850

Optional Extra	NET
4-way Cross Splitter	£50



# LOG SPLITTERS

## 12 TONNE TOWED LOG SPLITTER

Ideal for domestic/professional use. For horizontal use only.



### STANDARD SPECIFICATION

- 12T CAPACITY
- 5.5HP PETROL ENGINE
- 3500 PSI
- 20" CUTTING LENGTH
- 8"-10" CUTTING DIAMETER
- 25-30 SECOND CYCLE TIME
- PIN-HITCH
- WEIGHT 100KG

Model	Description	RRP
L12	Log Splitter	£1495

## 22 TONNE TOWED LOG SPLITTER

Ideal for professional use for horizontal & vertical use.

### STANDARD SPECIFICATION


- 22T CAPACITY
- 6.5HP PETROL ENGINE
- 3000 PSI
- 24" CUTTING LENGTH
- 10"-12" CUTTING DIAMETER
- 25-30 SECOND CYCLE TIME
- BALL-HITCH
- WEIGHT 202KG



Model	Description	RRP
L22	Log Splitter	£1795

## TRACTOR MOUNTED LOG SPLITTER

A heavy-duty horizontal, linkage mounted splitter.



### STANDARD SPECIFICATION

- 14T CAPACITY
- CAT I LINKAGE
- MAX LOG LENGTH 610MM (24")
- MAXIMUM LOG WEIGHT 45.4KG (100LB)
- HYDRAULIC REQUIREMENT 11 GPM
- CYLINDER SIZE 102 X 584MM (4" X 23")
- PRESSURE RELIEF SETTING 2500 PSI
- 114 KG NETT WEIGHT

Model	Description	RRP
L14	Log Splitter	£1195

# STORAGE AND SPILL CONTROL

## TOOL BOXES

A heavy-duty range of lockable tool boxes ideal for safe storage of chemicals and tools along with other valuables.



Model	Size	Dimensions	RRP
TB36	36"	915 x 440 x 566mm	£195
TB48	48"	1200 x 620 x 710mm	£225



## DRUM TRAY (6 x 25Ltr)

Drum tray & container stand suitable for 6 x 25 Ltr drums.

## BUNDED FLOORING

Heavy duty low level drums storage.



BP4

Model	Description	RRP
BF2	2 x 205Ltr Drums	£165
BF4	4 x 205Ltr Drums	£185

Model	Size	Capacity	RRP
DT25	100cm (L) x 55cm (W) x 15cm (H)	60Ltr	£58

## SPILL PALLETS

Heavy duty drums storage pallets.



BP4

BBC2D

Model	Description	RRP
BP2	2 x 205 Ltr Drums	£195
BP4	4 x 205 Ltr Drums	£245
BBC1D	ICB Bund – 1100Ltr	£795
BBC2D	Double ICB Bund – 1140Ltr	£895

## SPILL KITS 20Ltr & 50Ltr

General purpose spill kits.

Model	Type	Capacity	RRP
GSK20	Clip Bag	20Ltr	£24
GSK50	Shoulder Bag	50Ltr	£58



## ABSORBENT SOCKS - GENERAL PURPOSE

Ideal for general purpose leaks and spills. A must for any workshop.




Model	Size	RRP
AS20	1.8m x 8cm dia x 20 per Box	£69



# SPARE PARTS & ACCESSORIES

## CUTTING EDGES

A comprehensive range of cutting edges manufactured from high quality material.



## BUCKET EDGES

We offer a comprehensive range of Bucket edges all manufactured from hardened steel, both single, double & bolt-on options. Their are to many to mention here is a list of our most popular options.

Please contact us direct for any enquiry you may have not listed.

SINGLE BEVEL:

Model (W/H/L)	Cut Length	RRP
150-16-92	92"	£110
150-20-84	84"	£125
150-20-92	92"	£135
150-20-98	98"	£148

BOLT-ON (SINGLE BEVEL):

Model	Cut Length	RRP
01491F	92" (10.5" centres/ 3/4" dia)	£195

## WELD-ON BRACKETS

We offer quick hitch weld-on brackets to suit most popular prime movers.

Type	NET
CAT TH62/63/82	£120
Eurohook/ Quikie	£110
JCB Q/Fit	£120
Kramer	£120
Manitou Maniscopic	£120
Matbro/ John Deere	£125
Merlo	£125
New Holland	£125
Sanderson	£125
Trima	£110

Other types available £POA.  
Bolt-on Brackets £POA.

*Suton will not be beaten on price for 'like for like' quality, please ask for details.*



## HYDRAULIC TABLE CART

A mobile parts trolley with hydraulic lift to ensure handling of heavy items.



Model	Capacity	Height	RRP
HTC	500kg	290mm to 775mm	£245

## ADAPTOR PLATES

A range of adaptor plates to suit variations of Prime Mover.


Both mechanical and hydraulic lock.

Prices on application.



## TINES

A comprehensive range of Forged, Hardox and special tines to suit most makes. Not just Suton. Suton have the facility to manufacture special tines upon request. Prices on application.



## REPLACEMENT BRUSHES

We offer a fully stocked replacement brush service. Offering spares bristles for all types and makes of sweeper – not just Suton manufacture.

All Suton manufacture brush rings are made from top quality materials and have been designed with strong and robust brush filaments ensuring long life and optimum sweeping performance.

**SUTON**  
MACHINERY

Tel: 01953 603303

www.sweepersuton.co.uk Email: sales@sweepersuton.co.uk

SPARE PARTS



[www.dennisleeco.com](http://www.dennisleeco.com)

# **SUB-CONTRACT SERVICES**



- **HYDRAULIC RAM REPAIRS**  
Good as New Service  
– We Collect and Deliver FAST!
- **FULL MACHINING & FABRICATION SERVICES**
- **CAD DRAWING & 3D MODELLING**
- **PLASMA CUT METAL SHAPES**

**T. 01328 864 900**

**[sales@dennisleeco.com](mailto:sales@dennisleeco.com)**

# TERMS

All orders received/accepted by Gurney Reeve are subject to our Terms & Conditions which can be requested from our sales office.

Please see some key points in the extract below.

**Orders must be confirmed either by email, fax or post within two working days.**

Orders will not be processed without official confirmation. Orders must describe the attachment required by specifying the model name, part number and brush material where applicable. Similarly and where applicable, all orders should fully describe the vehicle make, model, hitch system and year of manufacture to which the Gurney Reeve attachment is to be fitted. No liability can be accepted where incorrect information is given or confirmation is not received.

**Prices** – This Price List replaces and cancels all those issued previously. All prices are exclusive of VAT and do not include carriage unless otherwise agreed.

**Payment** – Invoices are to be settled in full by the end of the month following the month of invoice.

**Specification** – All capacities, sizes and weights in this brochure are approximate. Gurney Reeve reserve the right to alter specifications without notice or consultation.

**Provisions & Use of Work Equipment Regulations (1998)** – It is the responsibility of the purchaser to ensure that the requirements of these regulations are met when purchasing Gurney Reeve products for their specific requirements.

**Delivery** – Gurney Reeve accept no liability for any delay in delivery or the consequences of any such delay.

**Title** – All goods shall remain the property of Gurney Reeve until the Customer has paid in full the whole of the contract price.

While the goods remain in the ownership of Gurney Reeve the Customer shall keep them and insure them against damage, destruction or theft for their full value and return them to Gurney Reeve on demand. Any proceeds of an insurance claim in this connection shall belong to Gurney Reeve for whom the Customer shall hold the same in trust. The Customer is expressly prohibited from creating any mortgage, charge lien or other encumbrance adverse to the title of Gurney Reeve.

**Guarantee** – All new equipment is warranted for a period of twelve months from date of delivery. Our guarantee does not apply to any parts/whole goods which are not of our make, these parts/whole goods will be subject to the supplier's warranty. Gurney Reeve shall not be liable in any circumstances for any loss, injury or expense, whether direct or indirect, which may arise for any reason whatsoever in connection with any goods supplied or work done by Gurney Reeve.

**WARRANTY – NO RECTIFICATION WORK IS TO BE CARRIED OUT PRIOR TO NOTIFICATION AND AUTHORISATION IN WRITING BY A DIRECTOR OF GURNEY REEVE.**

**ANY RECTIFICATION WORK CARRIED OUT WITHOUT GURNEY REEVE AUTHORITY WILL AUTOMATICALLY INVALIDATE THE WARRANTY.**

**A PRICE MUST BE AGREED AND AN ORDER NUMBER ISSUED BEFORE PROCEEDING.**

A copy of our full terms and conditions of sale is available from our sales office.

Gurney Reeve policy is one of continuous improvement and development, therefore we reserve the right to change specifications and prices without prior notice.





**INNOVATION NOT IMITATION**



**INVESTING IN THE FUTURE**



**Gurney Reeve & Co. Ltd.**

Suton, Wymondham, Norfolk NR18 9SR, England.

Tel: +44 (0)1953 603303

Fax: +44 (0)1953 601331

Email: [sales@sweepersuton.co.uk](mailto:sales@sweepersuton.co.uk)

[www.sweepersuton.co.uk](http://www.sweepersuton.co.uk)

[www.kehrmaschinenanhang.com](http://www.kehrmaschinenanhang.com)



[www.sweepersuton.co.uk](http://www.sweepersuton.co.uk)